

UPGRADES


E-Line Chambered Doctor Blade




The chambered doctor blade can be quickly disassembled which makes cleaning much faster.



Opening the clamp to replace the blades.



Removing the seal for cleaning.



Seal.

ROLAND 700 HiPrint: Fast doctor blade replacement

Simple operation reduces the time needed for changing the doctor blades and cleaning the system.

Proven technology

Coating dosage using anilox rollers and a chambered doctor blade has become widely accepted for high-quality coating applications in the printing industry and is now offered by most press manufacturers.

During the coating process, positive and negative blades are set against the anilox roller and scrape excess coating from its surface. These blades wear over time and must be replaced, which previously meant that the operator had to open many screws, change the blades, and then tighten the screws again.

Fast blade replacement

Now you can retrofit an advanced chambered doctor blade system to your existing coating modules. The blades are held in a clamp bar that is opened and closed by an eccentric cam. Changing them requires a special tool that comes with the upgrade which opens the clamp at both sides and with this solution the operator can change the two blades in one minute.

Comfortable operation

Operation is much easier and safer with minimal risk of injury. For example, since the operator no longer needs to open screws that may be stuck with dried coating, there is no longer any risk of the spanner slipping and the operator being injured by the doctor blade. The screws could also be unevenly tightened causing the blades to bow but this problem has been eliminated by the even tensioning provided by the clamp bar with eccentric cam.

As a result the scraping results are optimal.

Fast cleaning

Cleaning is much easier as well: the chambered doctor blade can be quickly disassembled which makes cleaning much faster and more effective. You benefit from a higher level of operating comfort and less time needed for replacing and cleaning the blades. ■■

Advantages

- Simple operation
- Fast doctor blade replacement
- Less time needed for cleaning
- Minimal risk of injury
- Optimal scraping results

Scope of supply

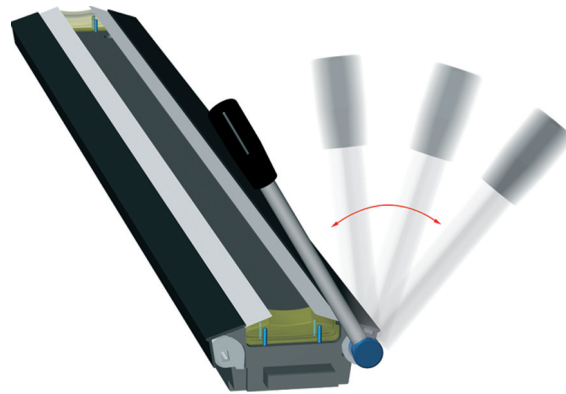
Chambered doctor blade and mounting bracket

Options

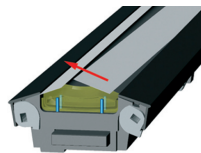
Preparation for fitting a TRESU plate cleaner

Remarks

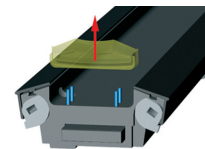
Upgradability depends on the series of the press. Therefore this must be checked in each case



Opening the clamp with the special tool.



Removing the blades.



Removing the seal for cleaning.